

VF-84 JOLLY ROGERS

DECAL SET



for Steve Shumate's 100% F-14 Tomcat

Without doubt the Jolly Rogers are the most well-known and popular of all Tomcat squadrons, primarily due to their iconic skull and crossbones squadron emblem. This decal set depicts what is arguably their definitive F-14 livery, the high visibility scheme borne during the squadron's first cruises on the USS Nimitz in the late 1970s after it had transitioned to the F-14 from the F-4 Phantom.

The original Jolly Rogers squadron was established in 1943 as VF-17 and were equipped with the F4U Corsair. The piratical name of the aircraft inspired the squadron's famous insignia. They operated a variety of aircraft and underwent two designation changes (VF-5B and VF-61) before being disestablished in 1959. In 1960 the VF-84 Vagabonds took on the Jolly Rogers name, insignia and squadron traditions. The squadron flew a variety of aircraft over its lifetime including the F-8 Crusader, the F-4 Phantom, and of course the F-14 Tomcat. VF-84 was disestablished in 1995. Once again another squadron took on the Jolly Rogers name and insignia, this time the VF-103 Sluggers. VF-103 continued to fly Tomcats with the Jolly Rogers livery until 2004 when they transitioned to the F/A-18F Super Hornet.

This decal set is not to be modified or sold.
Not to be hosted except on RCGroups.com and 6mmFlyRC.com.
Commercial use is restricted to free distribution with 6mmFlyRC kits.
Printing by commercial operators (Kinko's, etc.) is allowed for **personal use only** - mass reproduction is prohibited.

5 200

6 200

8 200

8 200

160393

7 F-14A
160393

7 F-14A

3 USS
NIMITZ





3 USS
NIMITZ

NAVY 9

NAVY 9

4

4





WARNING THIS AIRCRAFT
CONTAINS A PYROTECHNIC ACTUATED
EMERGENCY ESCAPE SYSTEM
EQUIPPED WITH EXPLOSIVE CHARGES
SEE NAVAIR OT F14A26
FOR COMPLETE INSTRUCTIONS

WARNING THIS AIRCRAFT
CONTAINS A PYROTECHNIC ACTUATED
EMERGENCY ESCAPE SYSTEM
EQUIPPED WITH EXPLOSIVE CHARGES
SEE NAVAIR OT F14A26
FOR COMPLETE INSTRUCTIONS

1 CAPT STEVE SHUMATE
"JETSET14"

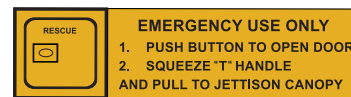
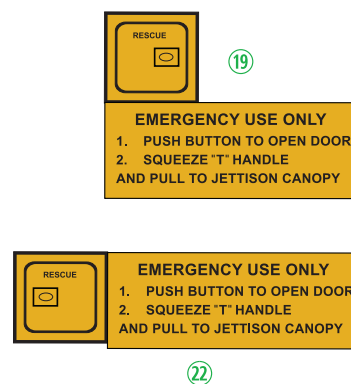





1 CAPT STEVE SHUMATE
"JETSET14"

2 ENS JACK ERNIE
"BONES"

2 ENS JACK ERNIE
"BONES"

14 DANGER
15 DANGER

16







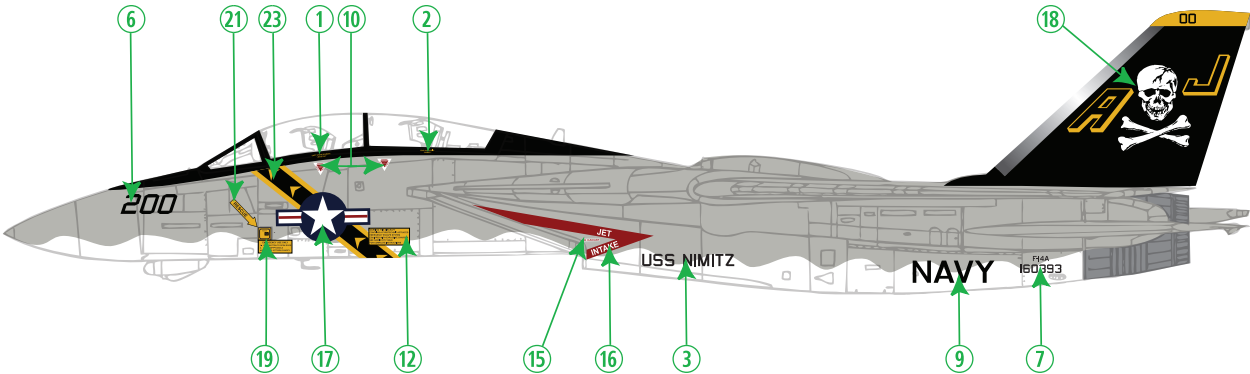
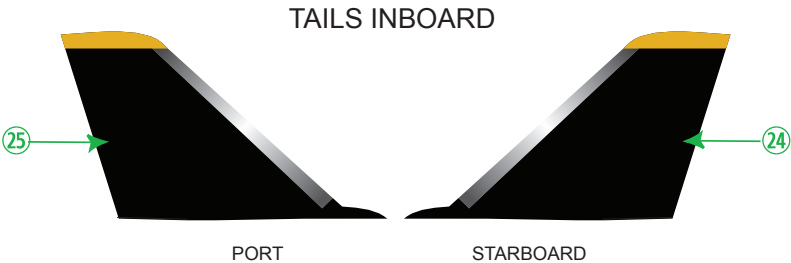
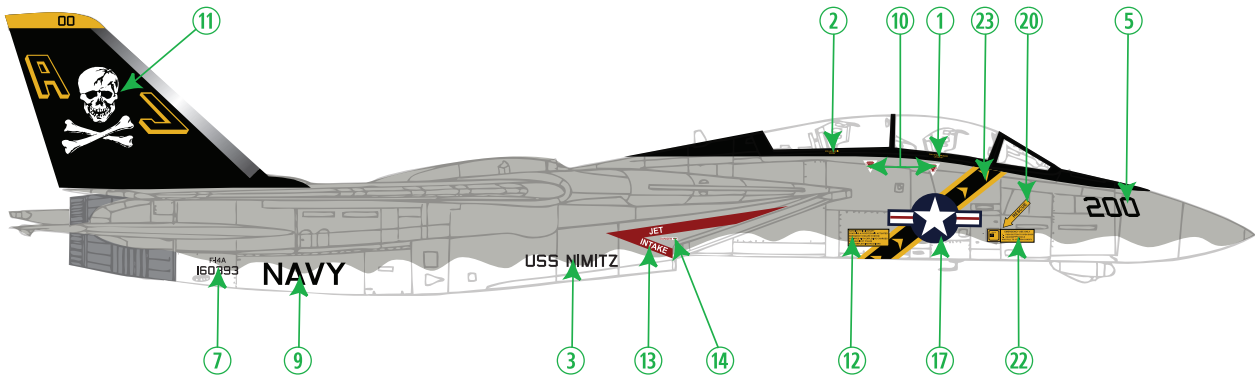
23

25

VF-84 JOLLY ROGERS DECAL PLACEMENT & PAINTING GUIDE 01

LIGHT GULL GREY:
FS-595B Humbrol 129
FS16440 Tamiya XF20
Xtracolor X137 Testors MM 1729

DARK GULL GREY:
FS-595B Humbrol 140
FS36231 Tamiya XF54
Xtracolor X131 Testors MM 1740



N.B. Ensure when printing that the Page Scaling option in Acrobat's print dialog is set to **NONE**.

VF-84 JOLLY ROGERS DECAL PLACEMENT & PAINTING GUIDE 02

